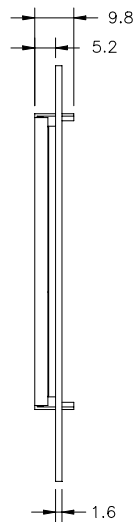
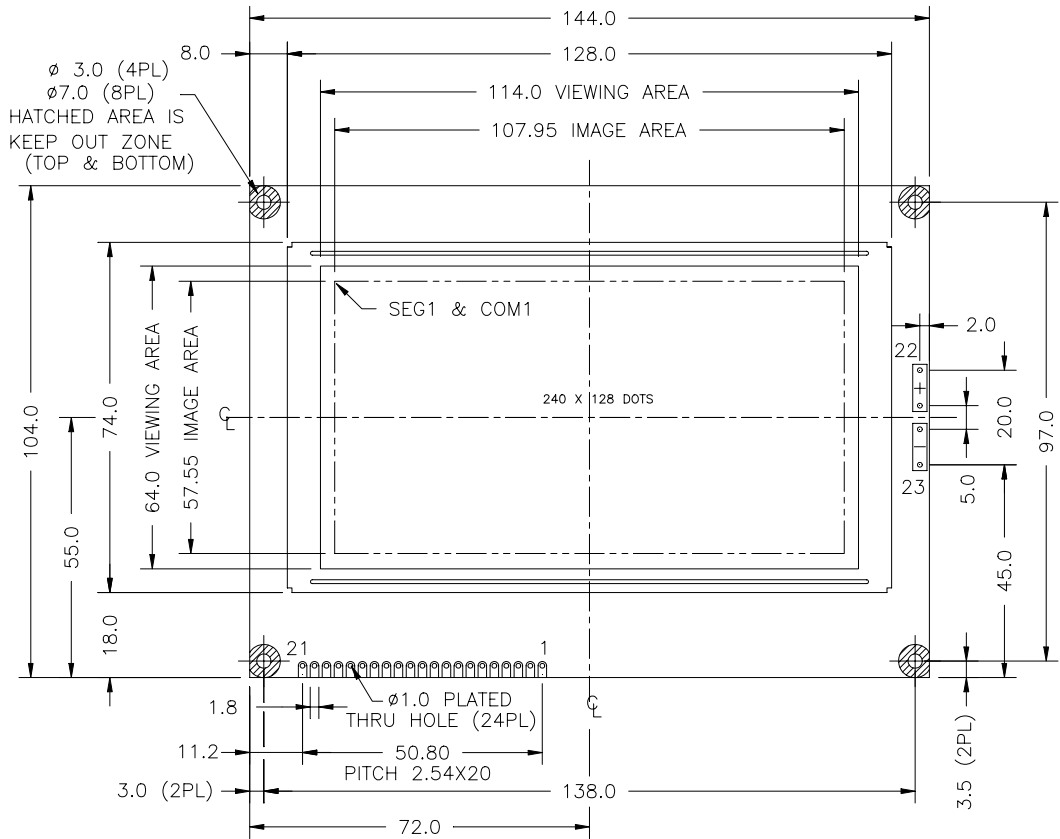
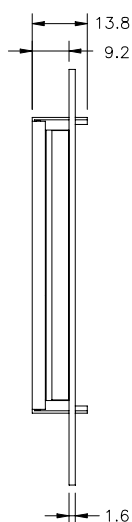


ITEM	STANDARD VALUE	UNIT
Number of dots	240 x 128 Dots	-
Module Dimension	144.0(W) x 104.0(H) x 9.8/13.8(T)	mm
Viewing Area	114.0(W) x 64.0(H)	mm
Dot Size	0.40(W) x 0.40(H)	mm
Dot Pitch	0.45(W) x 0.45(H)	mm
Approx. Weight		g
LCD Type	STN	
Driver Method	1/128 Duty , 1/12 Bias	
Viewing Direction	6 O'clock	
Controller IC	T6963C	

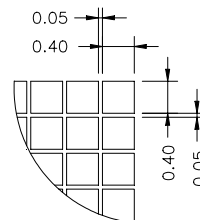
EXTERNAL DIMENSIONS



EL/ NO BACKLIGHT



LED BACKLIGHT



240x128 Dots

	1	2	3	4	5	6	7	8	9	10	11
Symbol	V _{SS}	V _{DD}	V ₀	C/D	/RD	/WR	DB0	DB1	DB2	DB3	DB4
PIN#	12	13	14	15	16	17	18	19	20	21	
Symbol	DB5	DB6	DB7	/CE	/RESE	V _{lcd}	MD2	FS	LED(LED(-)	

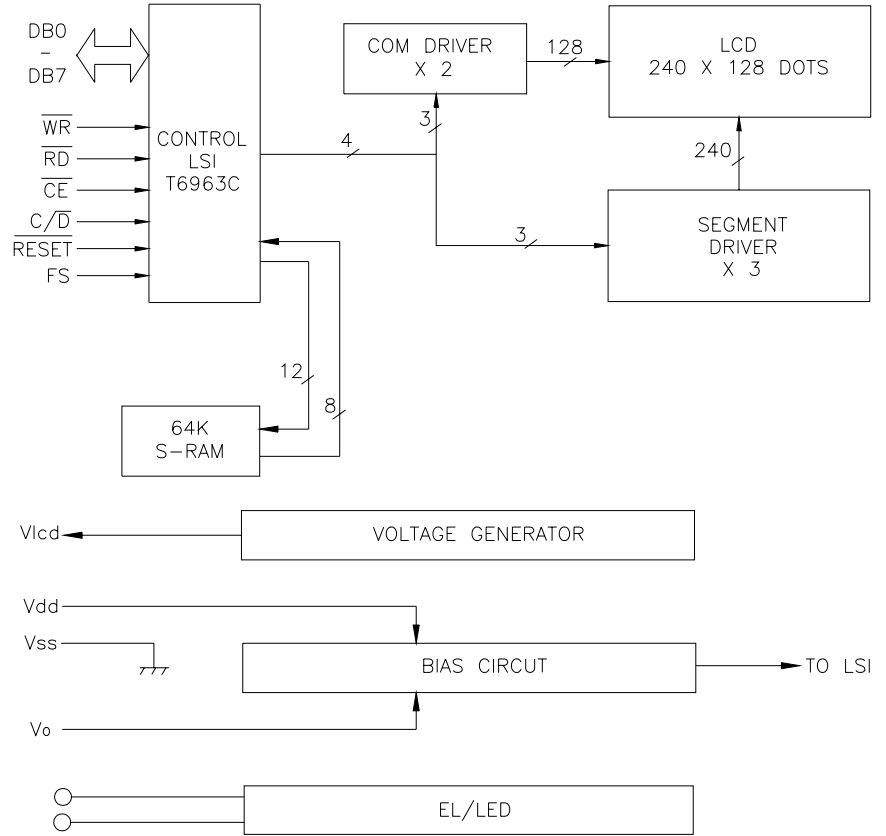


Fig.6 Block Diagram